



MILWAUKEE
BALLET

MICHAEL PINK, ARTISTIC DIRECTOR



Community Outreach ²⁰⁰⁹⁻¹⁰ Programs

Dream! Discover! Dance!

Teachers, Parents and Students—
peek inside to see what
Milwaukee Ballet can do for you!

Milwaukee Ballet offers something for everyone!

Watch Milwaukee Ballet dancers up close and learn ballet in the classroom; turn a school gym into a theatre where dancing dolls are magically brought to life; join Clara and Fritz in *The Nutcracker's* Land of the Sweets and journey to Neverland with *Peter Pan*.

These programs introduce ballet to audiences of all ages, break misconceptions about ballet, and bring the power of movement and dance to life.

DID YOU KNOW?

- > The Ballet serves over 30,000 people a year through community outreach programs.
- > More than 80 schools participate in programs each season from Milwaukee to Waukesha to Racine!
- > Nearly 700 home schooled students participated in last season's programs.
- > Milwaukee Ballet collaborates with over 30 organizations each year including the Betty Brinn Children's Museum, Milwaukee Public Libraries, Milwaukee Symphony Orchestra's ACE (Arts in Community Education) program and the University of Wisconsin–Milwaukee's dance department.

"I know of at least two little girls who started taking ballet lessons because they fell in love with dance during your workshop."

SUE COMWELL, KIDS MATTER INC.

Relevé instructor Lori Flanigan and Allen-Field Elementary students.



Student Matinee Series

Lights, costumes, maestro—ballet! Students can attend discounted matinees specifically designed for them.

This season there are five opportunities for students to experience world-class ballet, elaborate scenery, stunning choreography, beautiful costumes, and a live orchestra!

Prior to the show, teachers receive a comprehensive study guide which includes a synopsis of the performance and fun activities related to the show.

SPONSORED BY



The Nutcracker

This timeless holiday favorite comes to life as Clara, Fritz and Marie find themselves awake in their own dream on a magical journey.

Thursday, December 10, 2009 | 11 a.m.

Friday, December 11, 2009 | 11 a.m.

Wednesday, December 16, 2009 | 11 a.m.

Peter Pan > WORLD PREMIERE!

Embark on a thrilling, long-awaited journey to Neverland! A story of eternal youth and innocence, audiences young and old will celebrate the freedom and magic of childhood.

Thursday, May 13, 2010 | 11 a.m.

Friday, May 14, 2010 | 11 a.m.

Ballet Preps

Prior to attending the performance, the Ballet can provide a ballet prep which includes information about pointe shoes and partnering, answers to the questions *Why do boys wear tights?* and *When do I applaud?*, and gives groups behind-the-scenes facts about the show.

Grades Pre-K through 12 | \$75

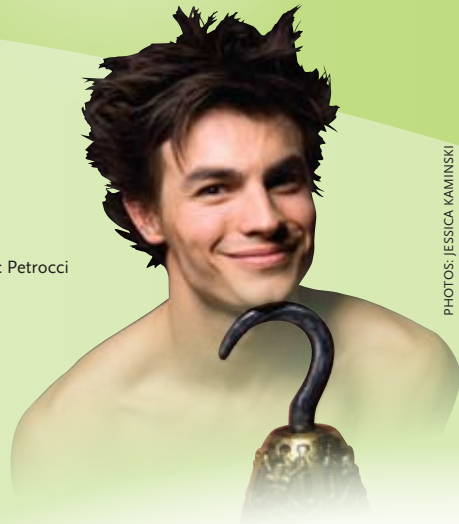
Must be scheduled no later than one week prior to show

All performances take place at the Marcus Center for the Performing Arts
Tickets are \$8, \$10 and \$12 per person
Student matinees are for elementary through high school student groups only, including public, private and home-schooled students



Nicole Teague

Marc Petrocci



Programs

Action/Reaction★

Up, down; right, left; act, react! This is a fun and active workshop in which improvisational movement games teach the basics of group movement, artistic expression and choreography.

Grades 4 through 8 | \$150

Available year-round; includes one instructor, two dancers

Athleticism & Dance

Flex those muscles through exercises focused on strength, balance, flexibility, agility, speed and coordination! This workshop addresses the importance of health and exercise, demonstrating that a dancer's work is just as demanding as a professional athlete's—and it's a lot tougher than it looks!

Grades 4 through 8 | \$150

Available year-round; includes one instructor, two dancers

“My favorite part was when everybody danced together at the end.”

MADDIE, 3RD GRADE STUDENT

*Maria & the Magnificent
Dancing Doll Shoppe*

Ballet-in-a-Box:

Maria & the Magnificent Dancing Doll Shoppe

Turn your school gym, library or community center into a theatre complete with special dance flooring, a sound system, costumes and a corps of dancers. Watch as young Maria moves to Milwaukee, meets a silly and magical group of dolls, and learns ballet along the way!

Grades Pre-K through 8 | \$500

Available November 2–6, 2009

OR February 8–19, 2010

Ballet Storytime

Ballet books such as *Ballerino Nate* or *Belinda the Ballerina* come to life with a dancer to teach ballet basics addressed within the stories.

Grades Pre-K through 2 | \$75

Available year-round; includes one instructor, two dancers



PHOTO: JENN MAZZA

★ New programs this season



Ballet To-Go

Know what tulle, tiger balm and jet glue are? You will after this tailor-made introduction to ballet with a trunk full of artifacts from pointe shoes to Marley flooring. Gain a sense of what ballet is about and what the life of a dancer entails.

Grades 3 through Adult | \$150

Available year-round; includes one instructor, two dancers

Dance Detectives ★

In this introduction to ballet, students watch the mystery of ballet unfold, from ballet class to performance. With the help of the dancers and a detective, students crack the case and learn the basics of ballet.

Grades 1 through 4 | \$150

Available September through May; includes four dancers

In the Studio

A unique field trip where students visit Milwaukee Ballet, watch dancers warm-up and rehearse in the studio, and visit the costume shop to learn how costumes are made.

Grades 3 through Adult | \$2 per person

Available September through April

Romeo & Juliet ★ In the Classroom

Utilizing Milwaukee Public Television's beautifully filmed 2007 production of *Romeo & Juliet* on DVD, students compare Shakespeare's text with Milwaukee Ballet's production and artistry. Students discuss specific scenes and aspects of this classic with Milwaukee Ballet staff and dancers.

Grades 7 through 12

Available year-round pending Milwaukee Ballet's production and rehearsal schedule—book this now!

\$25: Teachers receive the DVD and production study guide

\$100: Includes above plus a workshop with Milwaukee Ballet Artistic Director Michael Pink

\$150: Includes above plus a Company dancer

“Inner city schools need to see these types of programs. Every school should see this.”

ROB SHALLOCK, TEACHER
GREENFIELD ELEMENTARY SCHOOL

For questions or to make a reservation:

Lori Flanigan, Education Assistant

414.902.2126, lflanigan@milwaukeeballet.org

★ New programs this season

Have an idea for a community collaboration? Want to know more about us?

Alyson Chavez, Director of Education
414.902.2120
achavez@milwaukeeballet.org

For information about these programs
and to find production study guides,
visit the Community Outreach section
of www.milwaukeeballet.org

Milwaukee Ballet II
dancers Isaac Sharratt
and Ashleigh Doede

*"I feel it is necessary to mention that
the Relevé program has greatly
affected the boys in my class,
who had a preconceived notion
of who could dance ballet."*

REBECCA DOMINGUEZ, TEACHER
ALLEN-FIELD ELEMENTARY SCHOOL

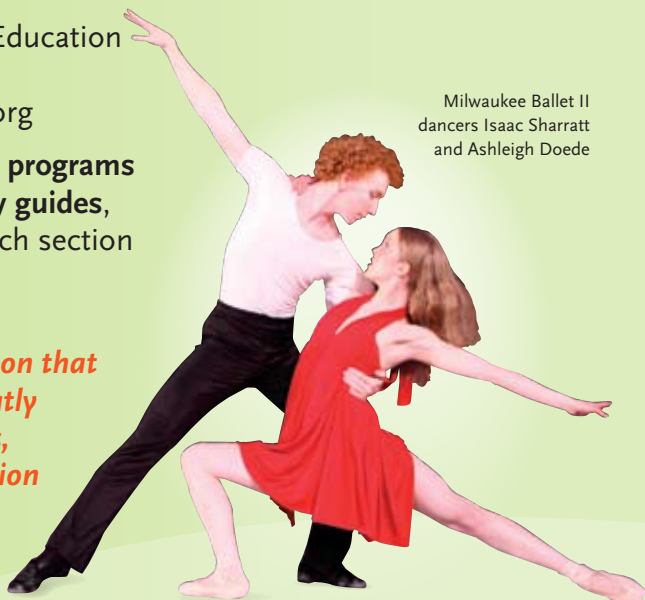


PHOTO: JENN MAZZA

The Nancy Einhorn Milwaukee Ballet II Program

Many of the Ballet's outreach programs use dancers from the Nancy Einhorn Milwaukee Ballet II program to lead workshops as well as perform. Milwaukee Ballet II was established in 1978 to nurture and develop dancers with the technical skills and artistry required for a professional career as a dancer, bridging the gap between life as a student and as a professional dancer.

SPONSORS

Einhorn Family Charitable Trust



UNITED PERFORMING ARTS FUND

CAMPAC
Milwaukee County Arts Fund



Greater Milwaukee
Foundation

WISCONSIN arts BOARD
Creativity. Culture. Community. Commerce.

CELEBRATE 40

MILWAUKEE
BALLET

MICHAEL PINK, ARTISTIC DIRECTOR

www.milwaukeeballet.org
414.643.7677

The 5 Positions of the Feet



When ballet first began only boys were allowed to dance—but now it's for both boys and girls!

Let's learn ballet's five positions of the feet! Look at the following pictures of a professional dancer's feet (in the circles). The ballerina is standing “en pointe” or on the tips of her toes in her pointe shoes. When you begin ballet, you start with your feet flat on the ground. Look at the drawings to position your feet!

Get Ready! > Stand nice and tall. > Hands on



First Position

Keep the heels together and turn the toes out to the side, making a “V” with the feet.

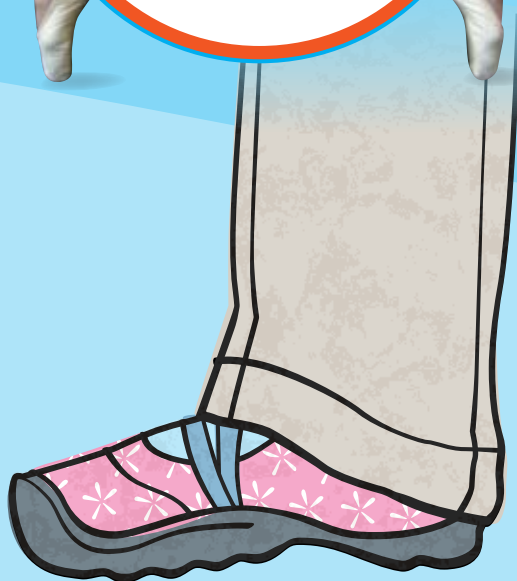
This is called “turn-out”.



your hips. > Straighten your knees. > Smile!

Second Position

Take a big step out to the side.





Third Position

Take the right foot and slide it halfway in front of the left foot while keeping the toes turned out.

Fourth Position

From third position, take a step out to the front. Many ballet turns or pirouettes start from fourth position.



Fifth Position

Bring the front foot back and cross it all the way over in front of the back foot—*toe to heel, toe to heel!*



Voila! These are the five positions of the feet!

Pay attention to the dancers' feet at a ballet performance to see these positions in action!